

The logo for the California Healthy Kids Survey. It features the word "CALIFORNIA" in white, uppercase letters on a dark blue rectangular background. Below this, the words "healthy kids" are written in a teal, lowercase, cursive font. At the bottom, the word "SURVEY" is written in white, uppercase letters on another dark blue rectangular background.

CALIFORNIA
healthy kids
SURVEY

Riverside County Office of Education
Secondary Counselors Leadership Network
October 3, 2017

Today's Agenda

By the end of this workshop, participants will be able to:

- Understand* the purpose of the California Healthy Kids Survey (CHKS)
- Disaggregate* CHKS data
- Share* key CHKS data with stakeholders
- Incorporate* CHKS data in your school counseling program

About Us

Pedro Caro, Ed.D

- RCOE Coordinator of College and Career Readiness
- San Jacinto Unified Middle/Elementary School Counselor
- San Marcos Unified Elementary School Counselor

Erika Gardner

- San Jacinto Unified Middle/High School Counselor
- San Jacinto Unified Elementary Teacher



What is CHKS?



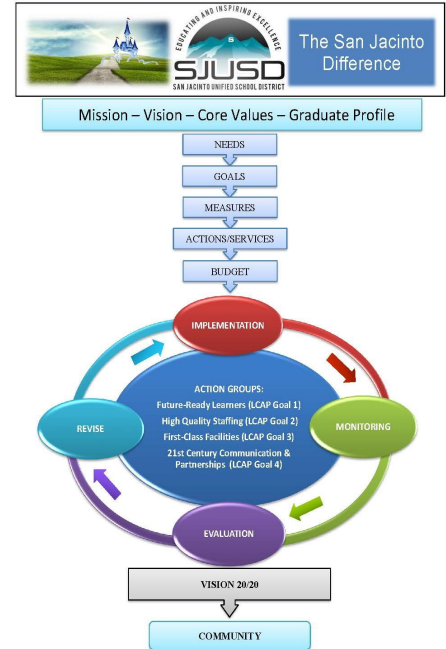
- ❖ A survey administered every Spring in grades 5th, 7th, 9th, and 11th
- ❖ Measures students' perceptions about:
 - School safety
 - Alcohol, Tobacco and Other Drugs (ATOD)
 - School connectedness



CHKS and Local Accountability Control Plan

Based on CHKS data, school counselors can leverage funding for school-wide programs, including:

- Mental health
- Academic intervention
- School climate
- Drug and alcohol prevention/intervention



Locating Your CHKS Report



CHKS reports are made public by the CA Department of Education and are updated every year

Reports are available at the County, District and School level

Reports can be found at: www.chks.wested.org

Disaggregating Data




Sharing CHKS Data

Staff

- Staff meetings
- Board meeting
- School counseling advisory council

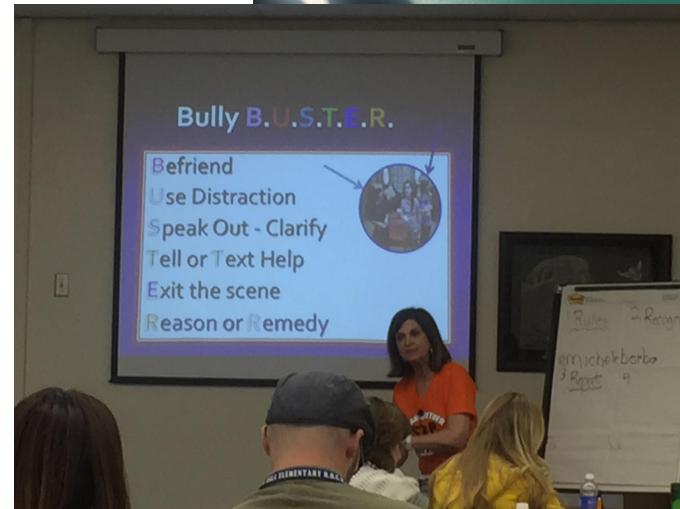
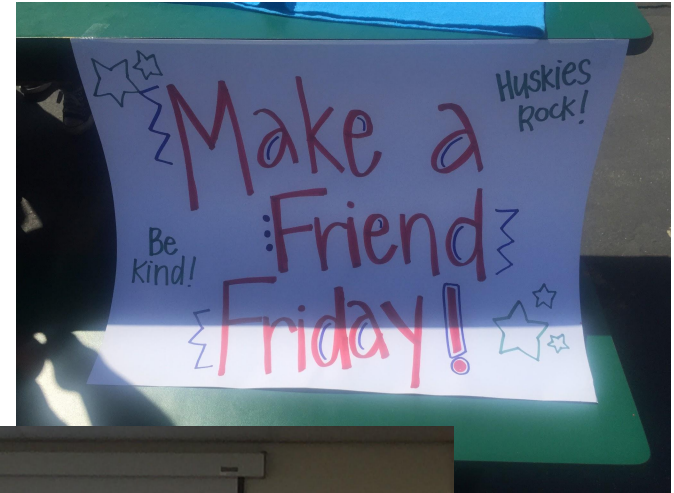
Students

- Focus groups
- Classroom lessons
- Student clubs



School Counselors Incorporate CHKS Data

- School safety plans
 - Staffing
 - Bullying prevention
 - Professional development
- Implementation plans
- College & career readiness
- Outside resources
 - Prevention
 - Intervention



Comparing CHKS Data

Year/Question	15-16	14-15	13-14	Progress
School environment (% of kids who scored high)	30	35	33	--
Caring Relationship with an Adult				
Meaningful Participation	15	13	13	+
School Connectedness	42	52	47	--
"I feel safe at NMMS"	60	62	59	+
"I've been in a physical fight at NMMS"	21	25	21	+
I've had property stolen/damaged at NMMS	29	28	24	--
I've carried a weapon (knife, gun, etc.	11	11	7	--
I've seen someone with a weapon at NMMS	26	33	38	+
I've been threatened with a weapon at NMMS	9	8	11	+
I perceive NMMS to be safe/very safe	53	61	56	--
% of kids cyberbullied at NMMS (at least 1 or more times)	23	13	20	--
% of kids shoved, hit, slapped (in non-playing way)	42	42	33	--
% of kids afraid of being beat up	26	27	19	--
% of kids made fun, teased	52	36	38	--
% of kids that have had rumors, lies gossip spread	60	40	47	--

Year/suspension data	15-16	14-15	13-14
# of students suspended	145	215	179
Suspension rate	12.7%	19.6%	15.9%
# of students expelled	1	5	1
Riverside county rate	5%	5.5	6
California rate	4.4%	5.1	5.7
MVMS rate (similar schools)	10.9%	22.6%	21%

Focus Group Student Testimonials

“Students feel sad and hopeless because of breakups, too much work at school, and FAMILY STRESS: parents fighting, deaths in the family...”

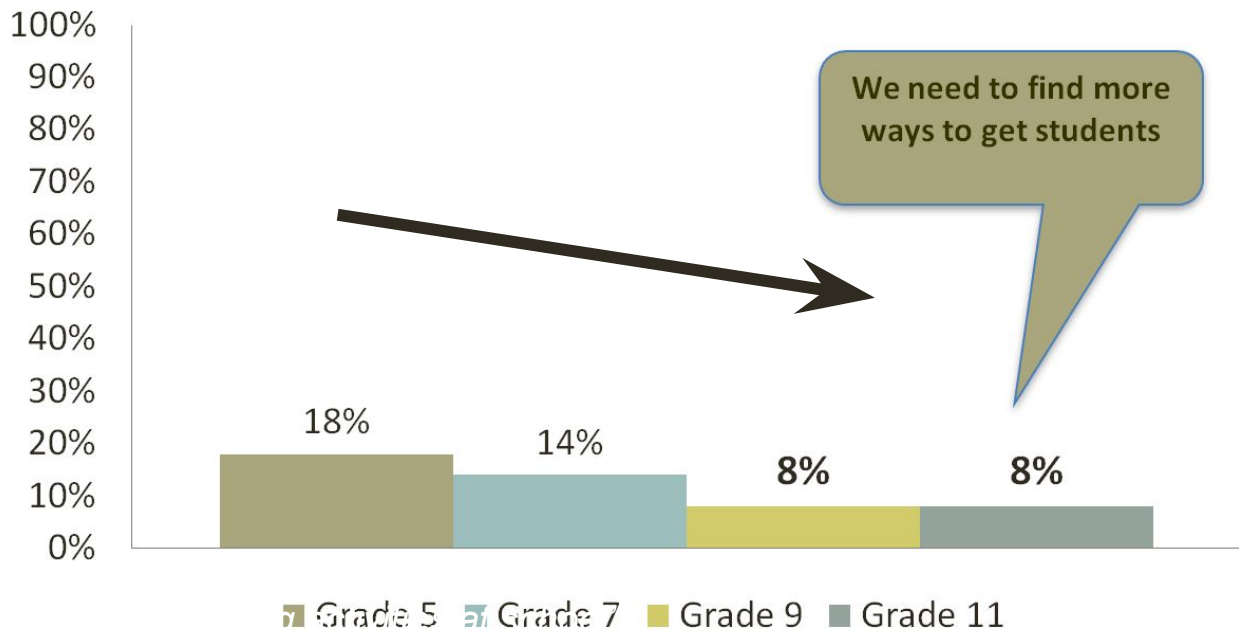
“Kids carry weapons on campus for protection on the to and from school... there are scary people in the neighborhood.”

“Teachers can talk to students more and encourage them with their grades to help show that they care.”



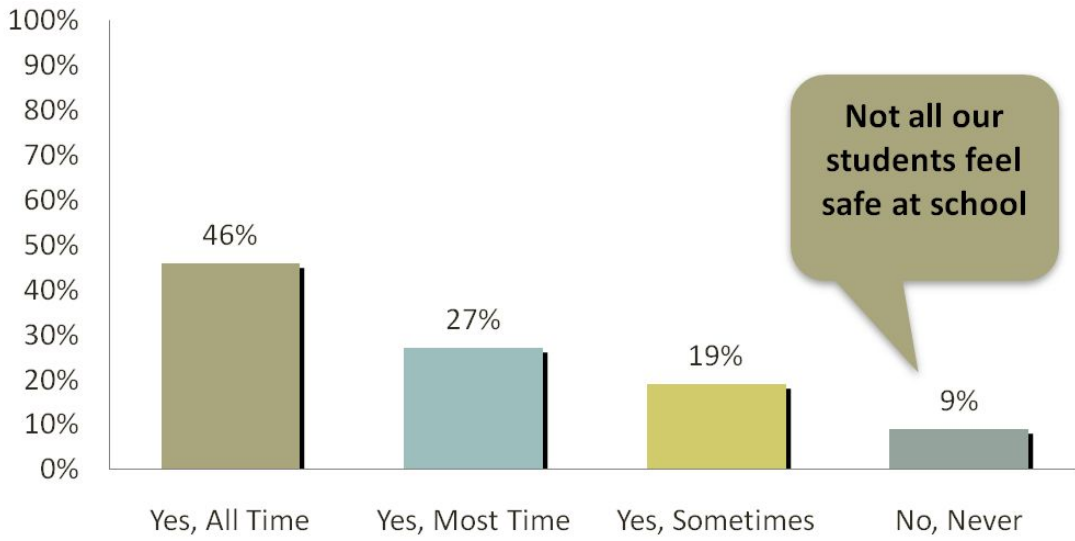
CHKS Analysis Report (district level)

Opportunities for Meaningful Participation



CHKS Analysis Report (site level)

Perceived Safety at School (Elementary)




School-Based Ideas

	Elementary	Middle	High
Positive Activities	<ul style="list-style-type: none"> • Red Ribbon Week • Parent Workshops • Intramural Sports • Middle School Partnerships • Structured Recess Activities 	<ul style="list-style-type: none"> • Red Ribbon Week • Club Live • Cross-Age Tutors • WEB • 8th-9th Grade Transition Lessons • 6th Grade Orientation 	<ul style="list-style-type: none"> • Red Ribbon Week • Drunk Driver Assembly • Spirit Week • Club Rush • Bully Prevention Month • Parent Seminars
Prevention	<ul style="list-style-type: none"> • Peace Patrol • Second Step Lessons • Bully Preventions • Student Council • Peer Mediation • Staff Development 	<ul style="list-style-type: none"> • Bullying Lessons • Cyber Bullying Lessons • High School Transition • Staff Development • Sexual Harassment 	<ul style="list-style-type: none"> • Drug Prevention in health classes • Core Curriculum on: <ul style="list-style-type: none"> -Early Warning Signs -Bully Prevention
Intervention	<ul style="list-style-type: none"> • Systemic Referral Process • Tools for Success Groups • Leadership Groups • Social Skills Groups 	<ul style="list-style-type: none"> • YAT Program • Systemic Referral Process • CASA Groups 	<ul style="list-style-type: none"> • Insight ATOD • Anger Management • General Teen Support • Re-entry Meetings • Systemic Referral Process • SST Meetings

Next Steps

- **Locate** your school's or school district's CHKS report
- **Identify:**
 - Key indicators
 - Trends
 - Strengths
 - Areas of growth
- **Share data** with administrators and other key stakeholders
 - Focus group
 - Staff meeting presentation
 - Parent workshop
- **Take action!**





Thank You!

Contact Us:

Pedro Caro pcaro@sanjacinto.k12.ca.us

Erika Gardner egardner@sanjacinto.k12.ca.us

